


# How to Post a Studio Video to a Canvas Discussion

Learn how to post your Studio recordings to a Canvas Discussion.

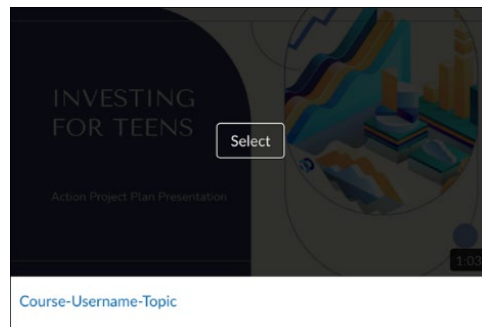
1. First, record your video in Canvas Studio (see [instructions and handout](#)).
2. Next, open your Canvas Discussion and click **Reply**.

A button with a left-pointing arrow and the text "Reply".

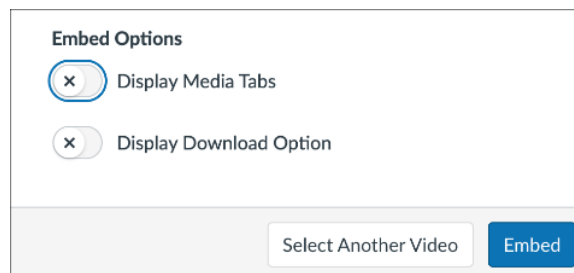
3. In the Canvas toolbar, click on the **Studio** icon.



4. In **My Library**, click and select the video you want to post.



5. For Embed options, toggle off **Display Media Tabs** and click **Embed**



6. Click the **Post Reply** button.

