

Tiknoolajiyadda NWTC

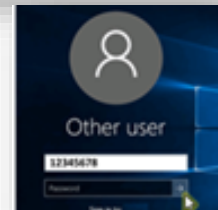


Qoridda si laptops NWTC / Computers

Qabo hoos furayaasha Ctrl, Alt, iyo Delete waqti isku mid ah si ay u keenaan shaashadda login ah.

Ku qor 8-lambar username NWTC iyo password, ka dibna riix Sign in.

Waxaad dib u dhigi kartaa password aad [at https://pwd.nwtc.edu](https://pwd.nwtc.edu).



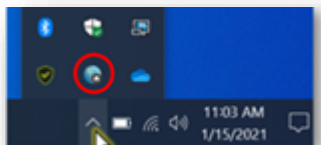
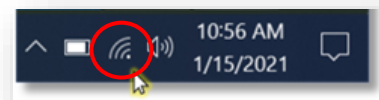
Off helaan campus

Helitaanka Portal Ardayga iyo codsiyada kale ee NWTC amaan ah waxay u baahan doonaan isticmaalka software-ka aqoonsiga ee Microsoft Multifactor ama MFA.

Ma u baahan tahay in la sameeyo ilaa Multi-Factor caddeynta? [Baro sida](#).

Ku xiridda internetka / WiFi

Haddii aad dhibaato ku qabto ku xiritaanka internetka, riix the icon WiFi in geeska midig hoose si ay u arkaan shabakadaha la heli karo ka dibna xiran.



Marka la isticmaalayo laptops NWTC, software **ka Global Protect** kuu ogolaanayaa inaad ku xidhmaan khayraadka kulliyadda. Hubi si aad u aragto haddii tani ay ku xiran tahay oo ka shaqaynayso adigoo gujinaya fallaadha kor u ka dibna icon aduunka.

Galidda Gudaha iyo Isticmaalka Canvas

Waxaad isticmaaleysaa Canvas fasalada. Ku gal adigoo isticmaalaya <https://nwtc.instructure.com/login/saml> ama guji yabsiirka Canvas ee ku yaala Portal-ka Ardayga. Waxa kale oo aad tegi kartaa www.nwtc.edu, dhagsii badhanka Login Student-ka ee shaashadda dusheeda sare ka ah, una duwo qaybta Kheyraadka Tiknolojiyada si aad u gujiso Canvas.

Your username is your username is your 8-digit student id number@nwtc.edu. Tusaale: 12345678@nwtc.edu. Your password waa aad password NWTC caadi ah. All logins off-campus u baahan tahay xaqiijinta la isticmaalayo software Microsoft Multi-Factor sugitaanka ama MFA.

In Dashboard Canvas ah, kaararka Koorsada liiska fasalada aad. Dhagsii kaarka si aad u hesho iyaga. Akhri ogeysiiska macallinkaaga, modules-ka waxbarashada galitaanka, buuxi waxqabadyada, iyo shaqooyinka, qaado isweydiino iyo imtixaano, kana hubi fasaladaada.

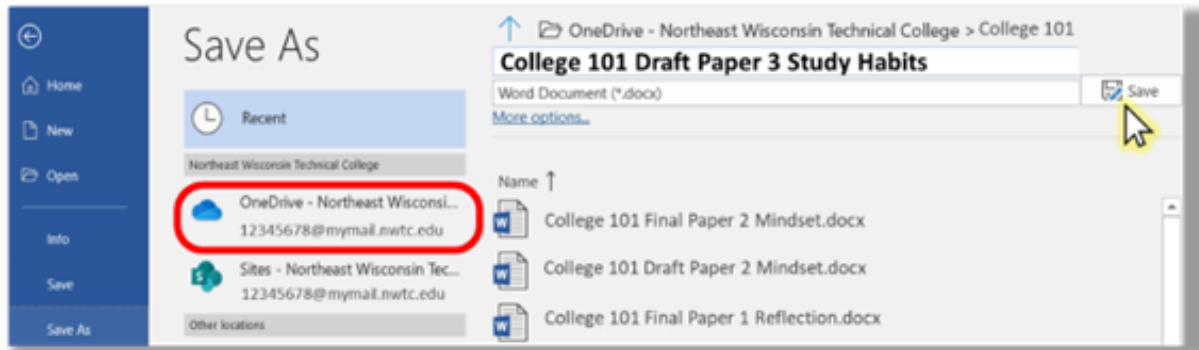
La xiriirida Email

Si aad u dirto oo aad uga hesho email, gali konto emailkaaga ardayga portal-ka ardayga ee ku yaala bogga

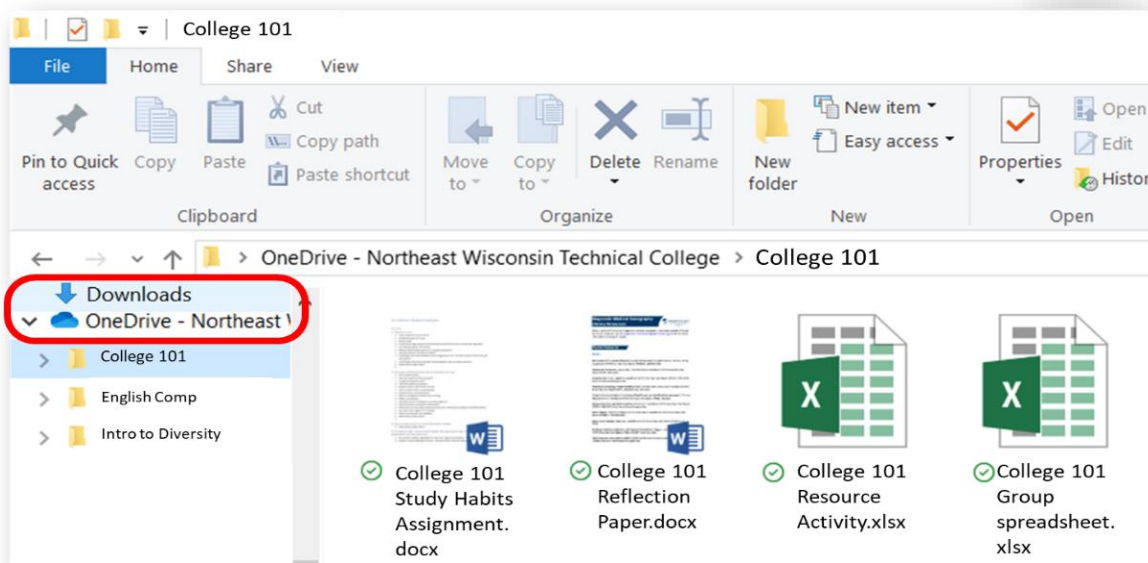
student.nwtc.edu ama ka website-ka NWTC. Riix Login Ardayda kadibna tag Teknolojiyada Resources.

Kaydinta Files

Mararka qaar waxaad u baahan tahay inaad soo gudbiso faylka shaqooyinka. Marka la keydiyo faylasha, had iyo jeer dooro File, ka dibna Save As oo dooro ardaygaaga OneDrive account.



Guji icon file folder ah ee hoose ee shaashaddaada si aad u furto Windows Explorer si ay u arkaan faylasha aad iyo guji si ay u furaan. files Bixi waxaad ku badbaadi folder Downloads ah.



Gudbinta Work in Canvas

Safaarada internetka waxaad ku soo gudbin kartaa Canvas adigoo isticmaalaya dhawr nooc oo la soo gudbinayo. Hel shaqooyinkaaga adigoo isticmaalaya liiska si aad u sameysid liiskaaga Dashboard, Course Home Page, manaahijta, Fasalka buugagta, Calendar, ama Modules.

Waxaa jira afar nooc oo gudbinta: Kudar File, gudbiso qoraal, geli Website URL ama gudbiso warbaahinta adigoo isticmaalaya badhanka si aad u diiwaangeliso soo gudbintaada. **Fiiro gaar ah:** Canvas ma taageerto uploads file ka weyn 5GB.

Helitaanka Microsoft Office

Waxaad isticmaali kartaa Microsoft Office si aad u abuurto faylashaada. NWTC bixisaa software this in aad for free! Si aad u hesho Microsoft Office on your computer, tag boggayaga ardayga My.NWTC ee student.nwtc.edu oo guji xafiiska 365 xulashada.



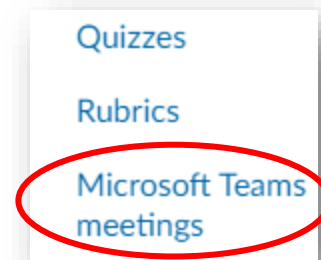
Isticmaal aqoonsiga ardayga @nwtc.edu si aad u gasho. Ha isticmaalin sida aad u dhabta ah cinwaanka email ardayga halkan. Guji Next oo geli aad NWTC password.

Waxaad ka heli kartaa dhammaan noocyada internetka ee codsiyada, ama waxaad sidoo kale kala soo bixi kartaa xafiiska 365 xafiiska 365 kombuyuutarkaaga adoo gujinaya **Xafiiska rakibo** geeska sare ee midigta ee Xafiiska Online. Raac degdeg ah si ay u buuxiso rakibo ah. Haddii aad leedahay versions hore ee Office on your computer, un-rakibi iyaga ugu horeysay.

Video Conferencing

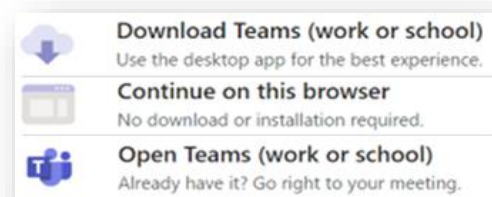
Mararka qaarkood waxaad u baahan tahay in shir video la macallinka aad ama ardayda kale oo fasalka u raaci kari fasalka.

Si aad u hesho shir video ah oo la qorsheeyay oo ka yimaada macalinkaaga in Canvas, riix badhanka kulanka Kooxaha Microsoft oo dooro fasalka fasalka aad rabto inaad ku biirto.



Waxaa sidoo kale laga yaabaa inaad xiriir la leedahay kulanka adoo adeegsanaya Muuqaalkaaga Outlook ama Canvas Calendars.

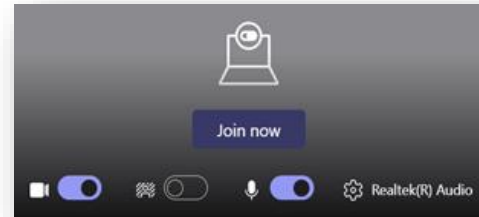
Si aad u hesho fadhigada la duubay, isticmaal link-duubista duubista ee bogga shirarka Kooxaha Microsoft ama xulashada kooxaha Chat Kooxaha.



Dooro sida aad fureyso kulanka. Waxaad kala soo bixi kartaa appka Teams, waxaad isticmaali kartaa browser-ka, ama waxaad furi kartaa appka Kooxaha haddii aad horeyba ugu rakibanayd kombiyuutarkaaga.

You waxay awoodi doonaan in ay carrab la'aan ama unmute aad audio iyo joojin ama bilowdo aad video ka hor iyo ka dib marka aad guji si ay u biiraan.

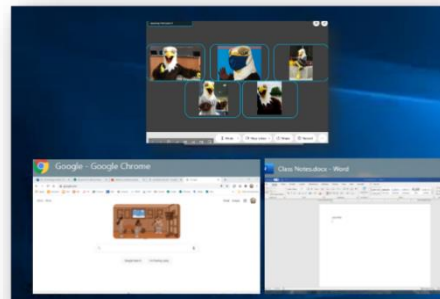

Waxaad dooran kartaa qalab iyo imtixaanka audio aad hadalkaaga iyo mikrofoonka. Had iyo jeer carrab la'aan mugga ka hor inta aadan ku biirin.



Mar si guuleystay in kulanka, furi sanduuqa chat in ay qoraan su'aalo ama jawaabo adaa macalinka/ay fasaladaas kujireen. Isticmaal ikhtiyaarka Reactions si aad kor ugu qaaddo gacantaada ama aad u isticmaasho emojis.

Furitaanka Windows

Inta lagu guda jiro shirka fiidiyowga, waxaad hoos u dhigi kartaa furaha Window iyo Tab isla waqtigaas si aad u aragto wax kasta oo ku furan kombuyuutarkaaga oo aadna u bedesho codsiyada kale. Markaad raadinayso web site a aad furay, xasuuso in laga yaabaa in aad leedahay dhowr daalacashada websaydhka leh tabs badan si ay u hubiyaan.



Wadaagista Your Screen

Haddii la weydiyo in ay wadaagaan shaashaddaada, riix icon Share ee ku yaala toolbar-ka, ka dibna dooro codsiga ama shaashadda si aad u muujiso kuwa kale.



Laga bilaabo kulankaaga gaarka ah

Haddii aad u baahan tahay in aad la kulanto online la kuwa kale, waxaad bilaabi kartaa kulanka adiga kuu gaar ah adigoo isticmaalaya shaqada jadwalka ee Outlook ama In Kooxaha iyo doorashada Kulanka Hadda ama Kooxaha Cusub Kulanka (ama adigoo gujinaya icon kulanka ee Chat Kooxaha). Kadib la wadaag linkiga kulanka ama u soo dir martiqaad.

Helitaanka Off Software Campus

Si aad u hesho software kale NWTC ka off-campus ama ka laptop-aad shakhsi, tag [inay](#) www.nwtc.edu/students iyo riix Off Helitaanka Software Campus.

Helitaanka Help

Haddii aad u baahan tahay in lagaa caawiyo arrimaha tiknoolajiyada, wac Miiska Caawinta Ardayga ee 920-498-6900 o chat la chat farsamoyaqaannada Desk Help adigoo helaaya <https://www.nwtc.edu/about-nwtc/iit/help-desk>

Maktabadda NWTC waxay sidoo kale ku caawin kartaa marka aad xayiran tahay!

Tag goobta Weydii goobta Maktabadda ee nwtc.libanswers.com si aad u aragto jawaabaha su'aalaha caadiga ah, daawado Teknoolajiyada 101 ee go.nwtc.edu/tech101, ama la xiriir Maktabadaha iyada oo loo marayo sheekaysiga, telefoonka, email, ama qoraalka.